



- 2) Subject to the provisions of clause 3(1), Ozonizer warrants that the Goods will be free from obvious manufacturing defects for a period of two (2) years from the date of purchase.

4. Exclusions

- 1) Except to the extent clause 3 applies, Ozonizer excludes all:
- Statutory liabilities,
 - Tortious liability (including but not limited to, liability and negligence),
 - Conditions and warranties implied by custom, the general law or statute,
 - Liability for all economic, consequential or indirect losses, expenses, damages and costs incurred by the purchaser of Goods,
 - And under no circumstances will Ozonizer be liable towards the purchaser or the distributor of the Goods or any third party for direct, indirect, general, special, incidental, consequential, or other damages of any kind whatsoever, regardless of the cause of such damage.
- 2) Damage caused by misuse, neglect, accidental damage or tampering with the unit is not covered and voids the warranty.

5. Time for warranty claim

Any claim pursuant to this limited warranty must be addressed in writing to Ozonizer at the address below and must be received at that address within twenty eight (28) days after the purchaser first became aware that the purchaser may have a claim pursuant to this limited warranty. In the event that the purchaser does not make a claim in writing to Ozonizer within the specified time, such claim shall be deemed to be waived.

Address for warranty claim:

Ozonizer, warranty claim
PO Box 579
RIVERWOOD NSW 2210

Due to our commitment to continuously improve our products, graphics & information may change at any time without notice.

CAUTION:

To avoid electric shock or damage to the unit,

- Firmly insert the small end of the power cord (out of AC adaptor) into the Ozonizer unit until it is no longer wobbly.
- Plug the larger end of the power cord into an AC outlet (power point).

NOTES:

If the unit is not going to be used for a lengthy period of time, it is recommended to be stored properly in its original packaging.

* Power adaptors and accessories supplied carry only one year warranty.

DISCLAIMER

Ozonizer is not a medical device. It is not intended to be used for medical purposes nor in substitution for a medical device or medication. It is to be used only as directed in this brochure.

If you suffer from any medical condition, including, but not limited to, asthma and/or allergies or have any health concern, you should consult your doctor for medical advice before using Ozonizer. The information contained in this brochure is not to be relied upon as medical advice nor as a substitute for professional medical advice.

The manufacturer and/ or distributor of Ozonizer shall not be liable in tort, contract, law or equity for any injury, death, loss or damage whatsoever arising out of the use of the Ozonizer unit. Liability is limited to the refund, replacement or repair, at our discretion, of a faulty Ozonizer unit.

Congratulations on your purchase of Ozonizer

We are delighted that you have made this investment and we can assure you that you will have many years of trouble free of ozone generating.

We have enclosed the Ozonizer Operating and Maintenance instructions, your 30 days money back guarantee and your 2 years Limited Warranty.

Please take time to read how easy it is for you to care for your Ozonizer to ensure that you enjoy pure, sanitized and disinfected space for years to come.

If you have any question, or in the unlikely event of a problem, please contact our Customer Service on +612 9607 8338.

Ozonizer OA-1

Before use, please read carefully the following instructions to ensure safe use of the product.

This package contains:

Ozonizer unit	12 Volt AC power adaptor
Warranty card	Operating & Maintenance instructions
Referral card	

Features

- Sturdy aluminium casing.
- Fully portable unit with a surface discharge which also has a variable output adjuster.
- Specifically designed for use in work or living spaces during occupancy.
- Fitted with a fan to aid the movement of ozone for maximum efficiency.
- No ongoing expenses as it contains no consumable parts.
- Operate on 12v AC and can also be used in food transport vehicles (with appropriate adaptor).
- Very minimal maintenance is needed.

Technical Data Table:

Size series	Mini	Chamber construction	Aluminium
Dimensions, as standard (W)	70 mm	Weight, as standard	0.4 KG
Dimensions, as standard (L)	85 mm	Operating volts	12 V. AC
Dimensions, as standard (H)	110 mm	Rated power, as standard	2 watts
Recommended type of space	Occupied	Spigot – number x nominal diameter (mm) optional	N/A
Max. room size for deodorization of nuisance odour	75 m ³	Per product, volume = floor area x 2.5m ceiling	30 m ²
Type of emitter – discharge	Cold Corona	Number of emitters, as standard	1
Ozone generation rate (parts per million), nominal	0.8 / 1.4 ppm	(at the outlet source), nominal	1.6 / 2.8 mg/ m ³
Flow rate max. open inlets	0.5 m ³ / min	Adjustable ozone output	Yes
Maintenance of emitters	Cleanable	Warranty	2 years

Operating instructions

- 1) Unit should be placed as high as possible in the room to be treated, as ozone is heavier than air and circulation will be assisted with height.
- 2) Plug power adaptor (12 Volt AC) into a standard power point and adjust output (at back of unit) to suite the user's need.
- 3) Turn knob clockwise to increase ozone.
- 4) It is recommended that dosage time is gauged by sensing ozone odour about 2 meters from unit. If Ozone is noticed, the unit can be switched off and time for treatment is calculated.
- 5) The unit should be only used in a dry and chemical free area.
- 6) If ozone output (smell) is reduced, it usually means the cell needs cleaning. This is the only maintenance required.


Maintenance instructions

To clean cell (recommended every 8 weeks);


- a. Turn off switch at power point and unplug unit from power supply.
- b. Remove the small end of the power cord from unit.
- c. Undo the end cap screws at front & rear of unit and remove ends.
- d. Carefully slide out the circuit board.
- e. Clean the board & the glass tube (with the wire spring) by gently brushing using a soft brush (soft toothbrush) and methylated spirit.
- f. Let dry for a short time and reassemble all components as removed.



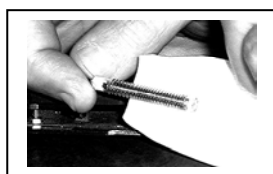
- 1) The glass tube with the wire spring.



- 2) Carefully unclip the glass tube.



- 3) The glass tube unclipped.



- 4) Gently wipe or brush clean.

Popular applications include:

Residential, offices and other occupied areas with normal ventilation. Removal of nuisance odours including tobacco smoke, food odours, body and pet odours. Destruction of micro-organisms such as bacteria, virus, fungus, mould, mildew, yeast, algae and amoebae including pathogenic germs.

WARNING:

This Ozonizer unit runs on low voltage and is safe to use. However, as an electric appliance, water could cause permanent damage to electronic components. If the unit accidentally gets wet, unplug it from power immediately.

30 days satisfaction guarantee

Ozonizer is manufactured under strict quality control measures and testing for your complete satisfaction. You should be absolutely delighted with using your own Ozonizer. If for any reason you are dissatisfied with your purchase within 30 days, we will refund your full purchase price (conditions apply) upon receiving the product in its original condition and packaging.

Ozonizer Return Policy

A full refund of the purchase price is offered subject to the following strict conditions;

- 1) Receiving the product within 30 days of purchase.
- 2) Accompanied with the tax invoice or payment receipt.
- 3) The product (with all original packaging & literature) in new condition.
- 4) The full refund of the purchase price is less postage & handling cost.

Happy and decided proudly to keep your Ozonizer

Please drop us a line and tell us your reasons behind your satisfactory experience. We appreciate if you can share your experience with your family and friends so they also enjoy a healthy life style by purchasing their own Ozonizers.

Two years Limited Warranty*

1. Legislation

- 1) Ozonizer acknowledges that the Trade Practices Act and similar state and territory legislation, confers certain rights and remedies on the purchaser in relation to the provision of Goods or services by Ozonizer which cannot be excluded, restricted or modified by agreement ("Non-excludable Rights").
- 2) Ozonizer does not exclude Non-excludable Rights but does exclude all other conditions and warranties implied by custom, the general law or statute.

2. Manufacturer

- 1) Ozonizer will promote and resell the Goods ("Goods") manufactured by Ozone Applications Pty Ltd ABN 68 064 702 423 in conjunction with Ramzonics Pty Ltd ABN 36 059 537 816 ("Manufacturers").
- 2) As such, Ozonizer's warranty obligation is only limited to arranging the warranty or service work to be carried out by the Manufacturers.
- 3) This limited warranty shall only apply if the Goods are used for the intended purpose and as directed.
- 4) This limited warranty shall only apply if the Goods are properly maintained according to the instructions supplied inside the package.

3. Limitation

- 1) Ozonizer's liability under any non-excludable implied condition or warranty (except a non-excludable condition or warranty implied by section 69 of the Trade Practices Act or any similar legislation) is limited to:
 - a) in the case of Goods, at the absolute discretion of Ozonizer, any one or more of the following:
 - i. the replacement of the Goods or the supply of equivalent Goods,
 - ii. the repair of the Goods,
 - iii. the payment of the cost of replacing the Goods or of acquiring equivalent Goods,
 - iv. the payment of the cost of having the Goods repaired.
 - b) in the case of services:
 - i. the supplying of the services again,
 - ii. the payment of the cost of having the services supplied again.